
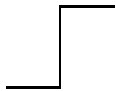





Type of function	Graph	Mathematical formula	Matlab implementation
Linear		$g^{\text{lin}}(x) = x$	<code>x</code>
Step		$g^{\text{step}}(x) = \begin{cases} 1 & \text{if } x > 0 \\ 0 & \text{elsewhere} \end{cases}$	<code>floor(0.5*(1+sign(x)))</code>
Threshold-linear		$g^{\text{theta}}(x) = x \Theta(x)$	<code>x.*floor(0.5*(1+sign(x)))</code>
Sigmoid		$g^{\text{sig}}(x) = \frac{1}{1+\exp(-x)}$	<code>1./(1+exp(-x))</code>
Radial-basis		$g^{\text{gauss}}(x) = \exp(-x^2)$	<code>exp(-x.^2)</code>